




Meeting 10

I Have a Family



Here are three fun ways to teach Busy Bees about family. Adapt the activities to meet the needs of your Busy Bees or use your own activities.





The following activities fulfill the requirement for My Family I: I Have a Family. See the Busy Bee Activity Book for accompanying worksheet(s).

ACTIVITY

1

Family Thumbprint Portrait


15
MINUTES

MATERIALS NEEDED

- Paper, 9 × 12 in (23 × 30.5 cm)
- Ink pad
- Markers

WHAT YOU DO

Begin by reading “Children’s Stories: Hannah” at family.adventist.org. Select the “Individuals” tab and then click on “Children’s Stories” or read a story of your choice that illustrates how we are all part of God’s family. Next, show the children a completed thumbprint family. The Busy Bees will use their thumbprints to create the head for each of their family members or ask the Busy Bees to get each family member’s thumbprint ahead of time. Each Busy Bee can then create their own family portrait by drawing the body of each family member and adding a face and hair to each thumbprint. Be sensitive to each Busy Bee’s family structure and let children include all parents/guardians.



Family Chain

15

MINUTES

WHAT YOU DO

Begin by reading “Children’s Stories: Lahemane Mushe” at family.adventist.org. Select the “Individuals” tab and then click on “Children’s Stories” or read a story of your choice about how names are chosen. Show the children a completed example before they begin. Then pass out strips of paper and markers and have the Busy Bees write their names and their family members’ names on separate strips of paper. Then help them write things their family likes or enjoys doing on strips of paper. Help the Busy Bees put her or his strips of paper together to create a paper chain. The more strips, the longer the chain will be. Finish by having each Busy Bee pray for his or her family.

2

ACTIVITY

MATERIALS NEEDED

- Paper strips, 8 × 2 in (20 × 5 cm)
- Glue stick
- Scissors or paper cutter
- Markers





ACTIVITY

3

Dress-up Charades


15
MINUTES

WHAT YOU DO

Have the children dress up one at a time and act out different family members' roles. Ask those who are not dressed up to guess which family member the child is pretending to be. Keep in mind that families may or may not include dad, mom, brother, sister, grandma, grandpa, pets, etc. Take fun pictures to share with each Busy Bee's family. You can print and mail or email the pictures to the children's parents/guardians. End the activity with the song "My Family Lives in My House" by Mr. Mike, which can be found at bussongs.com/songs/here-we-go-round-the-mulberry-bush-phi.

MATERIALS NEEDED

- Dress-up clothes representative of what family members would wear
- Camera



Requirement: My Family I